

# Reception Summer 1

Our theme this half term is  
**'What's Outside?'**

Our big question is  
**'What is Park Street like?'**

## Understanding the world

We will be finding out about the creatures and plants we see in the outdoor school environment and local community. We will plant seeds and care for plants growing in our EYFS garden and find out about the different stages of the life cycle of a plant.

We will be finding out about our school and the local area of Park Street. We will use images of familiar places in the local area and compare them to the images from the past. We will locate familiar places on a simple map. We will explore how Park Street is similar and different to a village in another country.







## Our School Prayer

This is our school,  
Let peace dwell here,  
Let the rooms be full of contentment.  
Let love abide here,  
Love of one another,  
Love of mankind,  
Love of life itself,  
And love of God.  
Let us remember  
That as many hands build a house,  
So many hearts make a school.



*Flourish*  
**'Let your light  
shine'.  
Matthew 5:16**

## Some of our focus texts



## Literacy

We will be exploring different stories, rhymes, poems and non-fiction texts linked to our theme of 'What's Outside?'. We will be developing our phonological awareness through our daily ELS phonic sessions. We will be using our phonological awareness to read and write simple labels, lists, captions and sentences using ideas from the stories and books we explore.



## Personal, Social and Emotional Development

We will continue to talk about the different feelings we have and think about how our friends might be feeling too. We will be finding ways of solving problems when things do not turn out the way we expect them to. We will be developing our confidence when visiting new places and meeting new people. We will be finding out and talking about what makes us mentally and physically healthy. We will be exploring how important it is to make the good food and drink choices, to sleep, exercise and how essential it is to brush our teeth.



## Physical Development

We will be learning how to move and control a ball with our feet, including finding out how to dribble and kick with increasing accuracy. We will be working with friends to move large loose parts (e.g. tyres) and other equipment around the EYFS garden. We will be continuing to use one-handed tools and equipment with increasing care and control. We will be developing a comfortable or tripod grip when holding writing tools, inside the classroom and outside in the EYFS garden.



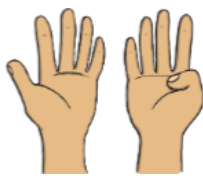
## Relationships and Health Education

In our unit of work on 'Being my Best', we will be talking about healthy choices and activities, explore developing our resilience and persistence in our learning as well as working cooperatively with others when faced with a challenge.



## Mathematics

We will be counting out the correct number of objects to match a numeral, making marks and numerals to represent a set of objects and solving problems with numbers up to 10 and beyond. We will continue to develop our understanding of the composition of numbers to 10 and our ability to automatically recall number bonds for numbers 0-5 and beyond.



## Communication and Language

We will be learning and using new vocabulary linked to our stories and work about our garden and the local area. We will be learning and performing rhymes, poems and songs linked to our 'What's Outside?' theme. We will be developing our ability to express our ideas and thoughts in well-formed sentences. We will be listening to, talking about and retell stories to build familiarity and understanding.



## Religious Education

Our question this half term is 'Which places are special and why?' We will be exploring the importance of spaces, prayers and time to reflect for people who have a Christian and Hindu faith.

## Expressive arts and design

We will be using what we find in the garden to create a picture and build dens together. We will use paint to mix two colours to create new ones. We will explore, use and refine a variety of artistic effects to express our ideas and feelings. We will build on our previous learning, refining ideas and developing our ability to represent them. Some of our work will be produced individually whilst other pieces will be created collaboratively, sharing ideas, resources and skills.



# Reception Summer 1

Our theme this half term is  
**'What's Outside?'**



## Our School Prayer

This is our school,  
Let peace dwell here,  
Let the rooms be full of contentment.  
Let love abide here,  
Love of one another,  
Love of mankind,  
Love of life itself,  
And love of God.  
Let us remember  
That as many hands build a house,  
So many hearts make a school.



*Flourish*  
**'Let your light  
shine'.  
Matthew 5:16**

## Home Learning Menu

Here are activities that you should explore at home, linked to our theme. These projects can be worked on over the whole half term.

Please send photos of your completed work to 'Class Dojo' as each week we will share and celebrate completed projects in class.

### Stay safe!

Go on a walk with your grown up and talk to them about how to stay safe near the roads. After your walk, make a road safety poster to show at school.



### What is the weather like today?

Make a weather chart to show what the weather is like each day. You could cut out the weather pictures from an old magazine to stick on your chart, or you could draw a picture of the weather each day.




### What will you plant?

With your grown up, try some planting activities. You could plant some seeds in a flowerpot filled with soil. Make sure to give them some water and put them somewhere sunny.



### Keep active outside!

Play some games outside with your friends and family. You could play football, hide and seek, catch with a ball or try flying a kite.



### Create a flower!

Draw or paint a picture of some flowers. What colours do you need? Can you remember the different parts of a flower? Try using the words 'stem', 'leaves' and 'petals' to describe your flowers.



### One more, one less!

Ask your grown-up to tell you a number. Place this number of raisins or cereal pieces on your plate. If your grown-up says 'one more', can you add one more and say the number you have? If your grown-up says 'one less', can you eat one then count the number you have left?

### Guess the shape!

Play 'Guess the Shape' with a friend or family member. Describe a shape, remembering to say how many sides and corners it has and to be specific, e.g. "It has 4 sides. It has 4 corners. It has 4 equal sides." See who can guess the most shapes correctly.



### Read!

Read your reading book to a grown up at least 3 times a week. You should read each book more than once as this will develop your accuracy and fluency.



### Go on a treasure hunt!

With an adult, look around a garden or park. Make a list of 5 things you can see. Try sounding out the words carefully. You could draw pictures of the different things you see too.

