

# EYFS Autumn 2

Our theme this half term is  
**'Sparkle and Shine!'**

## Our School Prayer

This is our school,  
Let peace dwell here,  
Let the rooms be full of contentment.  
Let love abide here,  
Love of one another,  
Love of mankind,  
Love of life itself,  
And love of God.  
Let us remember  
That as many hands build a house,  
So many hearts make a school.



At Park Street we  
**Flourish**  
'Let your light shine'.  
Matthew 5:16

## Understanding the world




We will talk about familiar special events in our own family and community. We will find out how special events are celebrated in different countries around the world including Birthdays, Diwali and Christmas. We will be using our developing vocabulary to name features of celebrations around the world.

We will explore features of different celebrations including decorations, presents, cards and food. We will talk about past and present artefacts and images involved in birthday and Christmas celebrations. We will also find out about a famous figure from the past – Guy Fawkes.

We will explore and talk about light using torches and different materials and how different toys work including wind-up toys, pulleys, cogs with pegs and boards.



## A few of our focus texts



## Literacy

We will be exploring different stories and rhymes linked to our theme of 'Sparkle and Shine!'.

We will be developing our phonological awareness, so that we can: spot and suggest rhymes, count and clap syllables in words, recognise words with the same initial sound.

We will be reading and writing individual letters by saying the sounds for them, blending sounds into words, so that we can read and write short words made up of known letter-sound correspondences.

We will be reading and writing some common exception words.

a b c d e  
f g h i j k

## Personal, Social and Emotional Development

We will continue to build respectful relationships with other children and adults. We will develop our ability to express our feelings and consider the feelings of others, using our class 'Feelings Bears' to support us in this. We will continue to develop our ability to manage our own needs including our personal hygiene such as going to the toilet and washing our hands. We will continue to follow the routines and rules of the EYFS unit and know why they are important.



## Relationships and Health Education

In our 'Valuing Difference' unit of work, we will be exploring how we, our friends, our families and homes are similar and different.

We shall also be exploring the variety of ways we can be kind and caring towards others.



## Physical Development

We will develop movement skills including jumping, running, hopping, skipping and climbing. We will also be developing ball skills including throwing and catching. We will develop our fine motor skills so that we can use a range of tools competently, safely and confidently including pencils for drawing and writing, paintbrushes, scissors, knives, forks, and spoons. We will become increasingly independent as we get dressed and undressed, for example, putting our coats on and doing up zips.



## Communication and Language

We will be listening to stories and talking about what is happening in the pictures. We will be learning rhymes, poems and songs as well as new words linked to different celebrations.

We will be using our widening vocabulary in conversations with others, work and play. We will use talk to help work out problems and organise thinking and activities, and to explain how things work and why they might happen.



## Mathematics

Our 'White Rose Maths' units of work are 'Circle and Triangles', '1,2,3,4,5' and 'Shapes with 4 sides'. We will be exploring shapes in the environment, identifying, naming and comparing shapes. We will be using positional vocabulary to describe the precise location of an item. We will be subitising, representing and exploring the composition of numbers 1-5. We will be finding 1 more and 1 less than given number.

## Religious Education

We will be exploring the question 'How and why do we celebrate special times?' where we find out how people prepare for and celebrate a joyous occasion. We will explore Diwali and compare this with other peoples' joyous times.

In our 'Understanding Christianity' unit of work will explore the question 'Why do Christians perform nativity plays at Christmas?'



## Expressive arts and design

We will be learning new songs and singing them together. We will be listening and moving to music from different celebrations to express our feelings and responses.

We will explore different materials and develop our own ideas about how to use them and what to make. We will make decorations on our own and collaboratively with friends.



Psalm 100

Shout for joy to the LORD, all the earth. Worship the LORD with gladness; come before him with joyful songs.



# EYFS Autumn 2




**Our School Prayer**  
 This is our school,  
 Let peace dwell here,  
 Let the rooms be full of contentment.  
 Let love abide here,  
 Love of one another,  
 Love of mankind,  
 Love of life itself,  
 And love of God.  
 Let us remember  
 That as many hands build a house,  
 So many hearts make a school.



At Park Street we  
**Flourish**  
 'Let your light shine'.  
 Matthew 5:16

Below are some activities for you to try at home.  
 These projects can be worked on over the whole half term.  
 You can complete as many as you would like to.  
 Please place photos of your completed projects on Class Dojo and we will share and celebrate completed projects in class.

Design some birthday wrapping paper.  
 Can you use a repeating pattern in your design?



Make a party shopping list.  
 You can record your ideas by writing, mark making or drawing.



Share the story of the Nativity with your grown up. Do you know why Christians celebrate Christmas? Who was born? Why is Christmas a special celebration?



Can you learn the words to your favourite Christmas song? Can you make up some actions or dance moves? Can you perform your song to your family?



Draw around your hand onto a piece of paper and then design a Mehndi pattern on it.



Choose your favourite art materials, such as crayons, pens or paint and create a firework picture. How many colours can you use to make your fireworks?



With your grown up, make some celebration cakes for your family or friends. Help to measure, weigh and mix the ingredients before decorating your finished cakes.



Draw or paint a birthday card for a friend or member of your family. Inside write the name of the person you are sending it to and who it is from – you!



Get dressed for a Bonfire Night event. Can you put on your coat, zipping it up all by yourself. Can you put on your scarf and gloves?



Make a model firework rocket using cardboard tubes and boxes. Paint and decorate your rocket and talk about the colours and shapes you have used.



Watch some fireworks with your family and talk about what you like and dislike, what colours and shapes you saw and the sounds you heard.



Ask a grown-up to help you use a torch or lamp to make shadows on the wall with your hands. Can you make your hands look like different animals?

