

EYFS Spring 2

Our theme this half term is
'All creatures great and small'

Our big question is
Do all animals have four legs?

Our School Prayer

This is our school,
Let peace dwell here,
Let the rooms be full of contentment.
Let love abide here,
Love of one another,
Love of mankind,
Love of life itself,
And love of God.
Let us remember
That as many hands build a house,
So many hearts make a school.




Flourish
'Let your light shine'.
Matthew 5:16

Understanding the world

We will be learning about different animals including those that live on a farm, in hot places and polar regions. We will be observing the different animals visiting our setting, developing our understanding of how to look after them and the need to respect and care for all animals. We will make comparisons between animals and group them according to their similarities and differences. We will be exploring the life cycles of different animals including a butterfly. We will be observing and talking about the changing weather and season. We will observe changes in the natural environment and know that Winter is changing to Spring.




Some of our focus texts



Literacy

We will be exploring different stories, rhymes and non-fiction texts linked to our theme of 'All creatures great and small'. We will be developing our phonological awareness through our Phase 1, 2 and 3 phonic sessions. We will be using our phonological awareness to write simple labels, lists, captions and sentences using ideas from the stories and books we explore.



Personal, Social and Emotional Development

We will continue to talk about how we are feeling using our classroom 'Feelings Bears'. We will continue to talk and work with others to develop our ideas. We will be developing our ability to be resilient and persevere when we find an activity challenging. We will be considering and talking about how others may be feeling or what they might be thinking during different activities.

Relationships and Health Education

In our unit of work on 'Rights and Responsibilities', we will be exploring ways of looking after our friends, people who are special to us and the environment. We will also consider how to be helpful at home and ways of caring for our classroom.



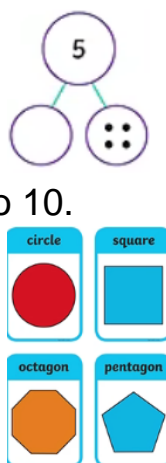
Physical Development

We will be learning how to control a ball with confidence and accuracy when throwing, catching, kicking and aiming with it. In dance, we will be copying and then creating our own sequences of simple movements and learning how to link them with control and fluency. We will be working with friends to move large loose parts and other equipment around the EYFS garden. We will be continuing to use one-handed tools and equipment with increasing care and control. We will be developing a comfortable or tripod grip when holding mark making tools, inside the classroom and outside in the EYFS garden.



Mathematics

We will be counting out a number of objects and matching them to the correct numeral, exploring the composition of numbers to 10 and learning to recall number bonds for numbers 0-5 and some to 10. We will be talking about and exploring 2D and 3D shapes, choosing the shapes we need to make a model and combining shapes to make new ones. We will be making comparisons between objects relating to size, length, weight and capacity.



Religious Education

In our 'Understanding Christianity – Salvation' unit of work, we will be exploring the question 'Why do Christians put a cross in a garden at Easter?'



Communication and Language

We will be learning and using new vocabulary linked to our stories, and our other work, about different animals. We will be responding to and asking our own simple 'who', 'what' and 'where' and 'why' questions when finding out about different animals. Throughout the school day, we will be continuing to express our ideas and thoughts in well-formed sentences.

Expressive arts and design

We will be observing and talking about images of animals created by different artists. We will be using materials, shapes and colours inspired by artists to create our own image of animals.

Genesis 1

"Let there be tame animals and small crawling animals and wild animals. And let each produce more of its kind. And it happened.²⁵ So God made the wild animals, the tame animals and all the small crawling animals to produce more of their own kind. God saw that this was good."

EYFS Spring 2

Our theme this half term is
'All creatures great and small'



Our School Prayer
This is our school,
Let peace dwell here,
Let the rooms be full of contentment.
Let love abide here,
Love of one another,
Love of mankind,
Love of life itself,
And love of God.
Let us remember
That as many hands build a house,
So many hearts make a school.



Flourish
'Let your light shine'.
Matthew 5:16

Home Learning Menu

Below are some activities that you should explore at home, linked to our theme. These projects can be worked on over the whole half term. You can complete as many as you would like to.

Please send photos of your completed projects to 'Class Dojo' as each week we will share and celebrate completed projects in class.


Go on a bug hunt!

Can you look around an outdoor space for bugs? Where will you most likely find them? Are the bugs in dark damp places (e.g. under logs) the same as the mini beasts you find among the flowers?



Make a snake!

Thread beads, buttons, pasta tubes or 'Cheerios' to make a snake. Can you make 3 snakes and order them by length? Can you count how many items you have threaded to make your snake? Can you include a repeated pattern?




Camouflage a toy!

With your grown up, first find out what camouflage means. Now find places around the house and garden where your toy can be camouflaged the best. Take photographs of your camouflaged toys and see if other people can spot it!



Read a polar story!

Choose a story about a polar bear or penguin to share with a grown up. What happens in the story? What characters are in the story? Draw a picture of your favourite part of the story, or write about it?




Create a life cycle!

Find out about the life cycle of a butterfly or chicken or another animal. Now draw or make a model of the life cycle.




Find five facts!

With your grown up, research your favourite animal and then find five facts about them that you can remember and talk about.



Play 'What Am I?'

Lay out pictures of different animals. With your family, take turns to describe them and to guess. e.g. I am long and thin. I slither along the ground. I say 'hiss'. What am I?



Read books on Bug Club!

Every week, make sure that you read the books that have been given to you on 'Bug Club'.



Make an animal mask!

What animal would you like to make a mask of? What colours will you need? How will you make your mask so that you can see out of it and so it stays on your face?

